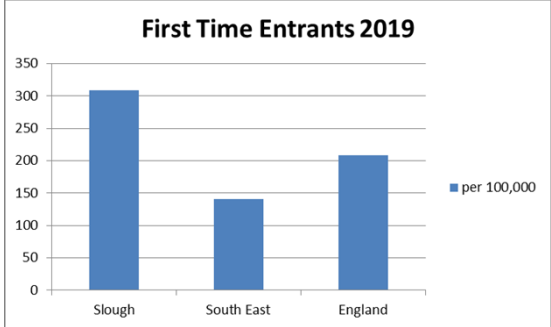
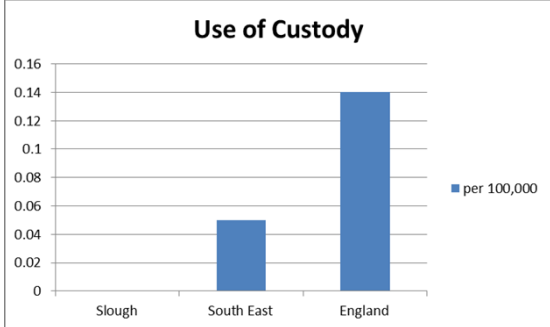
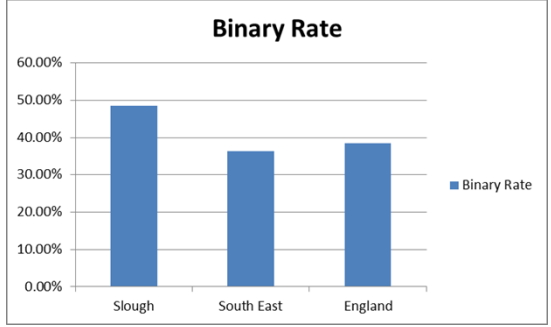
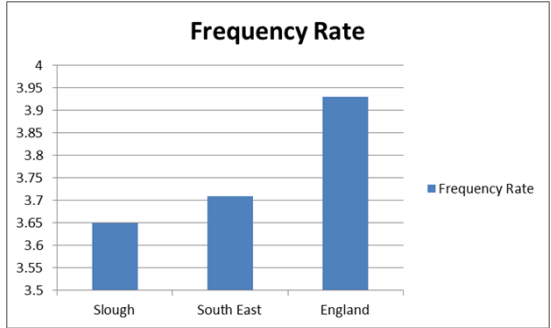


Appendix A

YOT Demographic

First Time Entrants	Use of Custody	Re-offending																																
<div data-bbox="203 316 752 644"><table border="1"><caption>First Time Entrants 2019</caption><thead><tr><th>Region</th><th>Rate per 100,000</th></tr></thead><tbody><tr><td>Slough</td><td>309</td></tr><tr><td>South East</td><td>141</td></tr><tr><td>England</td><td>208</td></tr></tbody></table></div> <p data-bbox="203 730 779 959">The data from the latest YDA identifies that Slough had a rate of 309 per 100,000 of 10-17 population from Jan 2019 – Dec 2019 compared to 141 per 100,000 for the South East region and 208 per 100,000 for England</p> <p data-bbox="232 1015 1102 1043">As of March 2021, the average young person in contact with the YOT is:</p> <ul data-bbox="232 1082 1196 1289" style="list-style-type: none">• White Male (35%)• Aged between 16 and 17 years (67%)• Charged with a crime of Violence against the person (34% of all offences associated with an active programme in 2020 were violence against the person)	Region	Rate per 100,000	Slough	309	South East	141	England	208	<div data-bbox="804 316 1352 644"><table border="1"><caption>Use of Custody</caption><thead><tr><th>Region</th><th>Rate per 100,000</th></tr></thead><tbody><tr><td>Slough</td><td>0</td></tr><tr><td>South East</td><td>0.05</td></tr><tr><td>England</td><td>0.14</td></tr></tbody></table></div> <p data-bbox="804 730 1379 959">The data from the latest YDA identifies that Slough had a rate of 0 per 100,000 of 10-17 populations from Jan 2020 – Dec 2020 compared to 0.05 per 100,000 for the South East region and 0.14 per 100,000 for England</p>	Region	Rate per 100,000	Slough	0	South East	0.05	England	0.14	<div data-bbox="1404 316 1953 644"><table border="1"><caption>Binary Rate</caption><thead><tr><th>Region</th><th>Binary Rate</th></tr></thead><tbody><tr><td>Slough</td><td>48.6%</td></tr><tr><td>South East</td><td>36.3%</td></tr><tr><td>England</td><td>38.4%</td></tr></tbody></table></div> <div data-bbox="1404 719 1953 1048"><table border="1"><caption>Frequency Rate</caption><thead><tr><th>Region</th><th>Frequency Rate</th></tr></thead><tbody><tr><td>Slough</td><td>3.65</td></tr><tr><td>South East</td><td>3.71</td></tr><tr><td>England</td><td>3.93</td></tr></tbody></table></div> <p data-bbox="1404 1094 2128 1283">The latest re-offending rate is Jan 2018 – Dec 2018. Slough had a binary rate of 48.6% compared to 36.3% in the South East and 38.4% in England. Frequency rate 1 (re-offenders only) for Slough was 3.65 compared to 3.71 in the South East and 3.93 in England.</p>	Region	Binary Rate	Slough	48.6%	South East	36.3%	England	38.4%	Region	Frequency Rate	Slough	3.65	South East	3.71	England	3.93
Region	Rate per 100,000																																	
Slough	309																																	
South East	141																																	
England	208																																	
Region	Rate per 100,000																																	
Slough	0																																	
South East	0.05																																	
England	0.14																																	
Region	Binary Rate																																	
Slough	48.6%																																	
South East	36.3%																																	
England	38.4%																																	
Region	Frequency Rate																																	
Slough	3.65																																	
South East	3.71																																	
England	3.93																																	